

The effect of accent on the acoustic cues to stop voicing in Radio News speech

Jennifer S. Cole, Hansook Choi, Heejin Kim, and Mark Hasegawa-Johnson

University of Illinois at Urbana-Champaign

E-mail: j-cole5@uiuc.edu, hchoi5@uiuc.edu, h-kim17@uiuc.edu, jhasegaw@uiuc.edu

ABSTRACT

Data from three acoustic cues to stop voicing is analyzed for the effect of phrasal accent in a corpus of read radio news speech from a single speaker of American English. The results show that VOT, Closure Duration and F_0 are significant cues to voicing for stops in this corpus, though the acoustic patterns vary by place of articulation. There is a significant effect of phrasal accent on each cue, with increased values for both voiced and voiceless stops, described here as a pattern of syntagmatic strengthening. Patterns of paradigmatic strengthening, with enhanced voicing contrast under accent, are observed only in sporadic cases. The results indicate that accent effects in radio news speech are similar to those reported for “laboratory speech” from prior phonetics studies.

1. INTRODUCTION

There is increasing evidence for the significant effect of stress and accentual prominence on variation in speech production. Articulatory studies show that segments in stressed or accented syllables are more strongly articulated ---with gestures exhibiting greater magnitude, duration and peak velocity--- than segments in unaccented syllables [1, 2,3] (among other works). Evidence of prominence-induced strengthening is also found in acoustic studies in the form of increased durations, increased energy and spectral features that indicate more peripheral constriction locations under stress and accentual prominence [4,5,6,7].

The work cited above provides an important foundation for understanding the phonetic expression of prosodic structure, but it is limited in that the evidence is based exclusively on the analysis of “laboratory” speech ---speech produced by subjects reading scripts prepared by the experimenter, in the absence of a compelling, natural discourse context. An important question is how stress and accent affect variation in speech produced under more natural speaking conditions, where stress and accent convey information critical for speech understanding.

This paper reports on a study of the effects of phrasal accent on acoustic variation, based on evidence from acoustic patterns in the speech of an announcer from the Boston University Radio News corpus.¹ This report

focuses on the acoustic features that mark the laryngeal articulation of stop consonant voicing. The analysis is based on speech that is read from a prepared script and produced for a genuine communicative function in which the announcer must use prosody to signal the structure and information content of the news story. The speech is not controlled by the experimenter for the purposes of the phonetic investigation. The findings presented here are part of our larger study of the patterns of acoustic variation conditioned by prosody in the Radio News speech corpus.

2. ACCENTUAL STRENGTHENING

Our analysis of accent-induced variation in patterns of stop voicing is based on measurements from three acoustic features: VOT, Closure Duration, and F_0 .² Voiced and voiceless stops in English have been found to differ in these features, with voiceless stops characteristically exhibiting greater VOT, longer closure duration, and higher F_0 than their voiced counterparts at the same place of articulation [8].

The works cited above on the effect of stress and accentual prominence reveal two different effects that prosodic prominence can have on both articulatory and acoustic variation. *Paradigmatic strengthening* increases the phonetic distinctiveness of phonologically contrastive sounds, while *syntagmatic strengthening* involves an enhancement of articulatory and acoustic features that distinguish consonants from vowels, without increasing the distinctiveness between consonants or between vowels. With this distinction in mind, we hypothesize three possible effects of phrasal accent on the acoustic cues to stop voicing.

Hypothesis 1: Increased acoustic durations (syntagmatic strengthening). Accent conditions a general increase in the magnitude and duration of articulatory gestures, which are reflected in observations of increased acoustic duration of

² The duration of a preceding vowel is known to be another important cue to stop voicing in English, but was not studied due to the variability of syllable shapes in our corpus.

¹ Distributed by the Linguistics Data Consortium.

segments in accented syllables [5,7]. Based on these findings, accented stop consonants are predicted to exhibit a general increase in closure duration, and increased positive VOT values. Longer intervals of voicing during closure (lead voicing) might also be expected with voiced stops for some speakers, but an increase in this parameter will be independently limited by aerodynamic factors.

Hypothesis 2: Increased acoustic energy (syntagmatic strengthening). Accent typically induces an increase in acoustic energy that affects the noise portions of all segments in the accented syllable. Because an increase in acoustic energy may be accompanied by an increase in F_0 , accent may be found to condition an increase in the F_0 measures of both voiced and voiceless stops.

Hypothesis 3: Enhanced acoustic distinctions between voiced and voiceless stops (paradigmatic strengthening). Accent conditions a general strengthening of supralaryngeal articulations in English, resulting in greater acoustic distinctions between contrastive sounds [1, 3]. If contrast enhancement is a primary effect of accent, then voiced and voiceless stops should exhibit enhanced distinctions in some or all of the acoustic features that cue the voicing contrast. More specifically, VOT, F_0 , and Closure Duration are all expected to have increased values for voiceless stops and decreased values for voiced stops under the condition of phrasal accent.

3. METHODS

Stop consonant tokens were extracted from the speech of announcer F3 of the Boston University Radio News database. This database includes a transcription aligned at the word level with the acoustic signal, and a set of prosodic labels that identify phrase-level pitch accents (among other prosodic features) based on the ToBI labeling conventions [9]. 330 tokens of the stop consonants /p,t,k,b,d,g/ were extracted and subject to acoustic analysis. The target consonants are all taken from pre-vocalic, word-initial position (#CV) in two conditions of phrasal prominence: **Accented** and **Unaccented**. Consonants in the Accented condition are from initial stressed syllables that are labeled in the corpus with a pitch accent, while those in the Unaccented condition include tokens from both stressed and unstressed initial syllables all of which lack a pitch accent label. Table 1 summarizes the distribution of the analyzed stop tokens according to accent condition and position in phrase.

Segmentation of the target consonants and labeling for acoustic measurements was done manually based on spectrogram, waveform and listening. Acoustic measurements of VOT, Closure Duration (CD), and F_0 at vowel onset were taken from each token as follows. VOT measurements were taken from the release burst to the nearest zero-crossing preceding the onset of the second

formant in the following vowel.³ CD was measured from the left by the ending point of the second formant of a preceding vowel, and in the context of a preceding stop, the left side of the CD was measured from the acoustic stop release if observable. If no acoustic landmark of a release was observed in the context of a preceding consonant, no CD measurement was taken. The right edge of the CD was marked at the stop release for all tokens. F_0 measurements were calculated manually as the mean duration of the first three periods of the vowel following the stop. (This method was found to produce measurements very similar to those resulting from the autocorrelation method performed by the Praat speech analysis system, and avoids missing values for some tokens.)

		p	b	t	d	k	g
Initial	Accented	1	1	1	2	5	1
	Unaccented	1	12	13	9	3	0
Medial	Accented	17	24	17	9	24	5
	Unaccented	19	40	59	21	32	14
	Total = 330	38	77	90	41	64	20

Table 1. Distribution of stops according to accent condition and position in phrase.

3.2. RESULTS

Box plots of the results for each acoustic measure are shown in Figures 1-3 for data combined from phrase-initial and phrase-medial position. VOT (Fig. 1) is found to be consistently greater for voiceless stops than for voiced, and accent has the effect of raising VOT for all stops except /g/. CD (Fig. 2) differs for voiced and voiceless stops among the labials and alveolars, but it is the voiced stop that is found to have longer closures, contrary to our expectation. Accented stops have longer closure durations than unaccented stops for all stops except /g/. (Fig. 3) is higher for voiceless stops among the labials and velars, and accent has a raising effect on F_0 for all stops except /b/.

Statistical analysis was done separately for each acoustic measure using 3-way ANOVA with the independent variables of Voicing (voiced, voiceless), Accent (accented, unaccented), and Place of Articulation (labial, alveolar, velar). Results were first considered separately for data from stops in phrase-medial position, in order to see the effect of Accent independent of a possible effect of strengthening in initial position of the Intonational Phrase.

³ Tokens of voiced stops with negative VOT (voice lead) were labeled as such, but are excluded from the results reported here.

In phrase-medial position, there were significant effects of both Accent and Voicing. Effects of Accent were found for all three acoustic measures: **VOT** [$F(1,174) = 11.308$, $p < .001$]; F_0 [$F(1,269) = 17.10$, $p < .001$]; **CD** [$F(1,205) = 20.17$, $p < .001$] Effects of Voicing were also found for all three acoustic measures: **VOT** [$F(1,174) = 40.521$, $p < .001$]; F_0 [$F(1,269) = 29.050$, $p < .001$]; and **CD** [$F(1,205) = 12.073$, $p < .001$]. There was a mildly significant effect of Place of Articulation on **VOT** [$F(2,174) = 3.410$, $p < .05$] and a stronger effect on **CD** [$F(2,205) = 9.555$, $p < .001$]. There were no significant interactions between Voicing, Accent and Place.

Another 3-way ANOVA was performed for each acoustic measure pooling data from phrase-initial and phrase-medial positions, with independent variables of Accent, Voicing and Position in Intonational Phrase. Place of articulation was not considered in this analysis. Note that CD was not measured for phrase-initial tokens due to segmentation ambiguity. Just as with the data from phrase-medial position, the pooled data showed significant effects for both Accent and Voicing for all three acoustic measures. The results from Accent were: **VOT** [$F(1,215) = 7.596$, $p < .005$]; F_0 [$F(1,322) = 12.930$, $p < .001$]; **CD** [$F(1,213) = 40.266$, $p < .001$]. The results from Voicing were: **VOT** [$F(1,215) = 38.554$, $p < .001$]; F_0 [$F(1,322) = 40.767$, $p < .001$]; and **CD** [$F(1,213) = 38.145$, $p < .001$]. There were no significant effects of Position in Phrase. Weaker but significant effects of interaction were found for Accent*Voicing with **VOT** [$F(1,215) = 4.286$, $p < .05$], and with F_0 [$F(1,322) = 7.011$, $p < .05$].

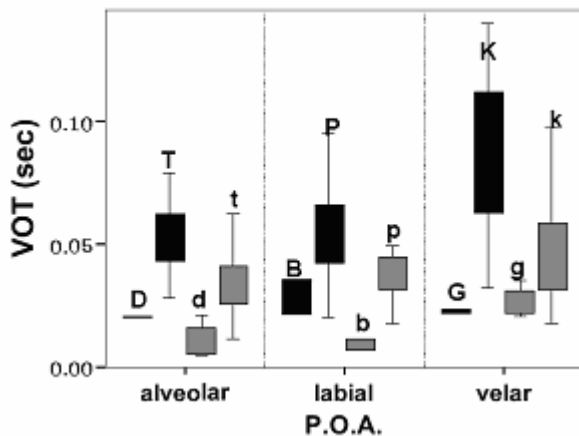


Figure 1. VOT values (in ms.) for voiced and voiceless stops in accented conditions (black with upper case labels) and unaccented (gray with lower case labels) conditions. The boxed region in each plot contains the inner two quartiles of the distribution.

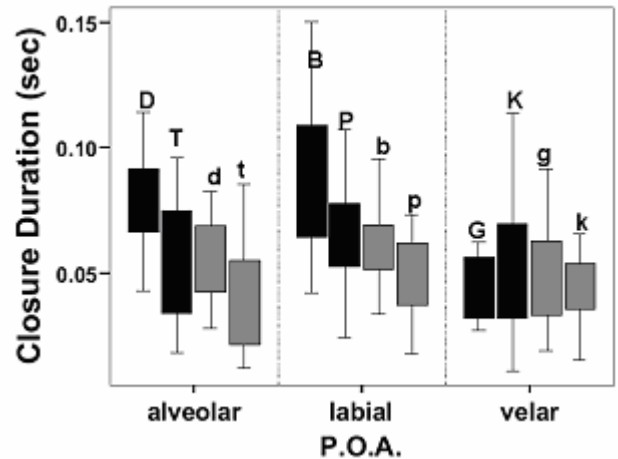


Figure 2. CD values (in seconds) for voiced and voiceless stops in accented (black with upper case labels) and unaccented (gray with lower case labels) conditions.

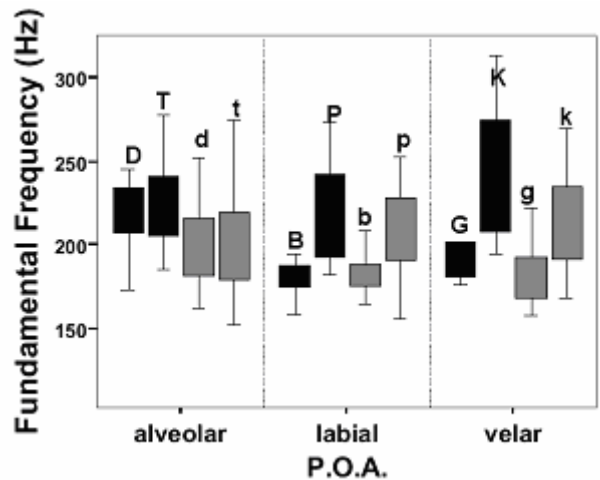


Figure 3. F_0 values for voiced and voiceless stops in accented (black with upper case labels) and unaccented (gray with lower case labels) conditions.

4. DISCUSSION

The results provide compelling evidence of the strengthening effect of phrasal accent on the acoustic cues to stop voicing. We note first that the three acoustic cues to voicing analyzed here are all found to differ significantly in mean values for voiced and voiceless stops, suggesting that these cues indeed play an important role in signaling the phonological voicing feature for speaker F3. The CD distinction was opposite to what we expected based on phonetic descriptions of English. In our data CD was longer for voiced stops than for voiceless, and this pattern was consistent under both accent conditions. We note that

the #CV context from which our stop tokens are taken differs from the within-word post-stress [V'CV] contents in which CD is reported as longer for voiceless stops (c.f., [10]). Observing the distribution boxplots for each acoustic cue, we note substantial overlap in the distribution of acoustic values for voiced and voiceless stops within a place of articulation category. Thus, no single cue by itself provides an effective means of categorizing stops by the Voice feature across all the places of articulation. For this speaker, VOT appears to be the most salient distinction between voiced and voiceless stops.

The statistical analysis demonstrates a significant effect of accent on VOT, F_0 and CD, and the distribution boxplots clearly indicate that the effect is one of strengthening: all measures show increased values under the accent condition for both voiced and voiceless stops at most places of articulation. No independent effect of Position in Phrase is found, but we note that data in phrase-initial position was very limited and unevenly distributed among stop place of articulation, voicing and accent categories. Additional data would be required to fully consider the interaction of accentual and positional effects on voicing cues.

Accent conditions a syntagmatic strengthening of stop consonants, with fairly uniform increases for all acoustic measures for both voiced and voiceless. The statistical results of data pooled over phrasal positions indicate an interaction between Accent and Voicing. The distribution plots for VOT and F_0 measures show that the accent effects are larger and more consistent across places of articulation for voiceless stops than for voiced. This nonuniformity in accentual strengthening of voiced and voiceless stops results in paradigmatic strengthening of the voicing contrast under accent in sporadic cases: for velars with the VOT cue; for velars and labials with the F_0 cue; for bilabials with the CD cue. The paradigmatic strengthening effect appears to be secondary to the stronger and more consistent effect of syntagmatic strengthening.

The patterns of accentual strengthening demonstrated in these data provide clear evidence that strengthening affects the laryngeal gesture in ways comparable to the supralaryngeal strengthening shown in prior research. First, the observation of longer CD values under accent in this study provides indirect evidence of strengthening of the supralaryngeal gesture of the stop in the accented condition. The fact that VOT is increased under accent while CD is simultaneously increased indicates that the laryngeal gesture of spread vocal folds during stop closure is significantly lengthened under accent. If the duration of the spread glottis gesture were unaffected by accent, then the longer CD interval would cover a greater portion of that gesture, resulting in a shorter VOT interval following the release of closure. Finally, the increased F_0 values observed under accent may result from increased acoustic energy, as stated earlier, but may also be related to the

presence of a High tone in a Pitch Accent that marks the accented syllable. Analysis of the tonal type of the pitch accent could test this claim, but was not performed in the present study.

In conclusion, we find strong evidence that accentual strengthening affects the acoustic cues for stop voicing in the speech of one professional announcer reading radio news stories. The acoustic effects of accentual strengthening are similar to those reported in experimenter-controlled "laboratory" speech as they relate to syntagmatic strengthening, but we find lesser evidence of paradigmatic strengthening (lesser contrast enhancement) under accent in the radio news speech.

REFERENCES

- [1] T. Choi, *Effects of Prosody on Articulation in English*. Ph.D. dissertation, UCLA, 2001.
- [2] M. Beckman, J. Edwards and J. Fletcher, "Prosodic structure and tempo in a sonority model of articulatory dynamics," in *Papers in Laboratory Phonology II: Gesture, Segment, Prosody*, G. Docherty and D.R. Ladd, Eds., pp. 68-86. Cambridge: Cambridge University Press, 1992.
- [3] K. de Jong, "The supraglottal articulation of prominence in English: Linguistic stress as localized hyperarticulation," *JASA*, vol.97(1), pp. 491-504, 1995.
- [4] J. Pierrehumbert and D. Talkin, "Lenition of /h/ and glottal," in *Papers I Laboratory Phonology II: Gesture, Segment, Prosody*, G. Docherty and D.R. Ladd, Eds., pp. 90-117. Cambridge: Cambridge University Press, 1992.
- [5] K. de Jong, "Stress-related variation in the articulation of coda alveolar stops: flapping revisited," *J Phon*, vol. 26, pp. 283-310, 1998.
- [6] A. Cooper, *Glottal Gestures and Aspiration in English*, Ph.D. dissertation, Yale University, 1991.
- [7] M. Beckman and J. Edwards, "Articulatory evidence for differentiating stress categories," in *Papers in Laboratory Phonology III: Phonological Structure and Phonetic form*, P. Keating, Ed., pp. 7-33. Cambridge: Cambridge University Press, 1994.
- [8] J. Laver, *Principles of Phonetics*. Cambridge: Cambridge University Press, 1994.
- [9] M. Beckman and G. Ayers, "Guidelines for ToBI labeling," Ms., Ohio State University, 1993.
- [10] L. Lisker, "Closure duration and the intervocalic voiced-voiceless distinction in English," *Language*, vol. 33.1, pp. 42-49.